



Adjustable Shoring Prop

可调式钢支撑



Adjustable Steel Prop (Light duty prop-spanish prop) 西班牙式支撑

最小高度 Min Height	最大高度 Max Height	内管直径 Inner tube	外管直径 Outer tube	壁厚 Tube Thk
0.6m	1.1m	40mm	48mm	1.4-2.5mm
0.8m	1.4m	40mm	48mm	1.4-2.5mm
1.6m	2.9m	40mm	48mm	1.4-2.5mm
1.8m	3.2m	40mm	48mm	1.4-2.5mm
2.0m	3.6m	40mm	48mm	1.4-2.5mm
2.2m	4.0m	40mm	48mm	1.4-2.5mm

Adjustable Steel Prop (Light duty prop-Italian prop) 意大利式支撑

最小高度 Min Height	最大高度 Max Height	内管直径 Inner tube	外管直径 Outer tube	壁厚 Tube Thk
1.6m	2.9m	48mm	56mm	1.4-2.5mm
1.8m	3.2m	48mm	56mm	1.4-2.5mm
2.0m	3.5m	48mm	56mm	1.4-2.5mm
2.0m	3.6m	48mm	56mm	1.4-2.5mm
2.2m	4.0m	48mm	56mm	1.4-2.5mm



Adjustable Steel Prop (heavy duty prop middle east prop) 中东和德式支撑

最小高度 Min Height	最大高度 Max Height	内管直径 Inner tube	外管直径 Outer tube	壁厚 Tube Thk
1.6m	2.9m	48mm	60mm	1.4-4.0mm
1.8m	3.2m	48mm	60mm	1.4-4.0mm
2.0m	3.5m	48mm	60mm	1.4-4.0mm
2.0m	3.6m	48mm	60mm	1.4-4.0mm
2.2m	4.0m	48mm	60mm	1.4-4.0mm
3.0m	5.0m	48mm	60mm	1.4-4.0mm
3.5m	6.0m	48mm	60mm	1.4-4.0mm

Push-pull Brace (Can be customized accrodingly) 斜拉式支撑



Tripod (Can be customized accrodingly) 三脚架

6.8kg	7.45kg	8.4kg
-------	--------	-------



Adjustable Shoring Prop

可调式钢支撑

Tubes For Prop

钢支撑用钢管



Steel Tubes 钢管



Diameter (mm) 直径	Thickness (mm) 壁厚
20	1.0-2.0
25	1.0-3.0
32	1.0-3.0
40	1.0-3.5
42	1.0-3.5
48.3	1.3-4.0
54	1.5-4.0
56	1.5-4.0
60.3	1.3-4.0
63.5	2.0-4.0
73	2.0-4.0
76	2.0-4.0

Ringlock Scaffolding

圆盘式脚手架



Vertical Pole 立杆

类别 Classification	名称 Description	规格 Specifications	理论重量 (3.25为例) Theoretical Weight	材质 Material	表面处理 Surface
立杆 Standard	0.5m	48.3x (3.0-4.0) x500	2.25kg	Q345/Q235	浸漆 电镀锌 热镀锌 Painted Electro-galvanized Hot Dip Galvanized
	1m	48.3x (3.0-4.0) x1000	4.51kg	Q345/Q235	
	1.5m	48.3x (3.0-4.0) x1500	6.76kg	Q345/Q235	
	2.0m	48.3x (3.0-4.0) x2000	9.02kg	Q345/Q235	
	2.5m	48.3x (3.0-4.0) x2500	11.27kg	Q345/Q235	
	3.0m	48.3x (3.0-4.0) x3000	13.53kg	Q345/Q235	
	连接棒 Joint	38x4.0x270	0.9kg	Q235	


Horizontal Bar 横杆

类别 Classification	名称 Description	规格 Specifications	理论重量 (3.25为例) Theoretical Weight	材质 Material	表面处理 Surface
水平杆 Ledger	1.0m	48.3x (3.0-3.5) x951.7	4.67kg	Q235	浸漆 电镀锌 热镀锌 Painted Electro-galvanized Hot Dip Galvanized
	1.2m	48.3x (3.0-4.0) x1151.7	5.39kg	Q235	
	1.5m	48.3x (3.0x4.0) x1451.7	6.47kg	Q235	
	1.8m	48.3x (3.0-4.0) x1751.7	7.56kg	Q235	
	2.0m	48.3x (3.0-4.0) x1951.7	8.28kg	Q235	
	2.5m	48.3x (3.0-4.0) x2451.7	10kg	Q235	



Diagonal Brace 斜拉杆

类别 Classification	名称 Description	规格 Specifications	理论重量 (3.25为例) Theoretical Weight	材质 Material	表面处理 Surface
斜拉杆 Diagonal Brace	1.2x1.5m	48.3x (2.0-3.5) x1858	8.16kg	Q235	浸漆 电镀锌 热镀锌 Painted Electro-galvanized Hot Dip Galvanized
	1.5x1.5m	48.3x (2.0-3.5) x2042	8.82kg	Q235	
	1.8x1.5m	48.3x (2.0-3.5) x2250	9.58kg	Q235	
	2.0x2.0m	48.3x (2.0-3.5) x2401	10.12kg	Q235	
	2.5x2.0m	48.3x (2.0-3.5) x2804	11.56kg	Q235	



Frame Scaffolding 门式脚手架



Game Frame/门式门架




Ladder Frame/梯式门架

类别 Classification	名称 Description	规格 Specifications	理论重量 Theoretical Weight	材质 Material	表面处理 Surface
门架 Frame	Portal frame 门式门架	1219x1524	10.5kg	Q235	浸漆 电镀锌 热镀锌 预镀锌
	Portal frame 门式门架	1219x1700	12.5kg	Q235	
	Portal frame 门式门架	1219x1930	13.6kg	Q235	
	Ladder type frame 梯式门架	1219x914	6.7kg	Q235	Painted Electro-galvanized Hot Dip Galvanized Pre-galvanized
	Ladder type frame 梯式门架	1219x1524	11.2kg	Q235	
	Ladder type frame 梯式门架	1219x1700	12.3kg	Q235	
	Ladder type frame 梯式门架	1219x1930	14.6kg	Q235	

Cross Brace 斜拉杆

类别 Classification	名称 Description	规格 Specifications	理论重量 Theoretical Weight	材质 Material	表面处理 Surface
斜拉杆 Cross Brace		21x1.4x1363	1.9kg	Q235	浸漆、电镀锌 热镀锌、预镀锌
		21x1.4x1724	2.35kg	Q235	
		21x1.4x1928	2.67kg	Q235	Painted Electro-galvanized Hot Dip Galvanized Pre-galvanized
		21x1.4x2198	3kg	Q235	

Steel Plank 钢踏板



Steel Plank/钢踏板



Catwalk With Hook/带钩钢踏板

类别 Classification	名称 Description	规格 Specifications	表面处理 Surface	备注 Postscript
钢踏板 Steel plank	钢踏板 Steel plank	200x45x1.0-2.0x1000-4000	热镀锌 预镀锌 Hot Dip Galvanized Pre-galvanized	踏板支撑架分为平撑和梯撑。踏板长度可根据客户需求任意定制。壁厚在1.0-2.0 踏板钩子为内径43mm钩子和内径50mm钩子，对应各种脚手架产品
	钢踏板 Steel plank	210x45x1.0-2.0x1000-4000		
	钢踏板 Steel plank	225x38x1.0-2.0x1000-4000		
	钢踏板 Steel plank	240x45x1.0-2.0x1000-4000		
	钢踏板 Steel plank	250x50x1.0-2.0x1000-4000		
带钩钢踏板 Cat walk	带钩钢踏板 Cat walk	200x45x1.0-2.0x1000-3000	热镀锌 预镀锌 Hot Dip Galvanized Pre-galvanized	
	带钩钢踏板 Cat walk	210x45x1.0-2.0x1000-3000		
	带钩钢踏板 Cat walk	225x45x1.0-2.0x1000-3000		
	带钩钢踏板 Cat walk	240x45x1.0-2.0x1000-3000		
	带钩钢踏板 Cat walk	250x50x1.0-2.0x1000-3000		
	带钩钢踏板 Cat walk	300x50x1.0-2.0x1000-3000		
	带钩钢踏板 Cat walk	400x45x1.0-2.0x1000-3000		
	带钩钢踏板 Cat walk	420x45x1.0-2.0x1000-3000		
	带钩钢踏板 Cat walk	480x45x1.0-2.0x1000-3000		
带钩钢踏板 Cat walk	500x50x1.0-2.0x1000-3000			



Accessories

配件



Sleeve/丝头
60x3.0x195/220mm



Connecting Pin/连接销
36x220x1.5mm



Screw/丝杠
32x245/38x350mm



Cupnut/杯式螺母
70x3.5x135mm



Nut/螺母
0.45kg



Nut/螺母
0.45kg



Nut D14/D16 螺母
0.75kg/1.13kg



Scaffolding Caster/脚轮
6"/8"



Fixed Pin D12/直销
0.10kg



Chain Pin D12/链销
0.12kg



G-pin D12/D14 弯销
0.32kg/0.43kg



Cap pin D12/盖销
0.13kg



Hollow U-head Jack
空心顶托 34/38mm



Solid U-head Jack
实心顶托 30/34mm



Shoring U head/U头顶托
150x150x30mm



Base Plate/底托板
H=120mm 0.63kg

Accessories

配件



Fork Head/插头
2.91kg



Tripod/三脚架
H=800mm



Bar Screw/穿墙丝杠
15/17mm



Universal Jack/空心丝杠
3.54kg



Fixed Coupler/固定扣件
0.66kg



Swivel Coupler/旋转扣件
0.66kg



Clamp/旋转扣件
1.13kg




Clamp/直角扣件
1kg




Flower Plate/花盘
120x120x5.0mm



Flower Plate/花盘
140x140x5.5mm



Flower Plate/花盘
150x150x8.0mm



Nut/调节螺母
0.27kg



Nut/调节螺母
0.67kg



Flat Plate/方盘
120x120x4.0mm



Butterfly Plate/蝶式盘
120x120x4.0mm



Square Plate/方盘
120x120x4.0mm